


Tsiigehtchic

2019 Community Survey

53%

Employment Rate

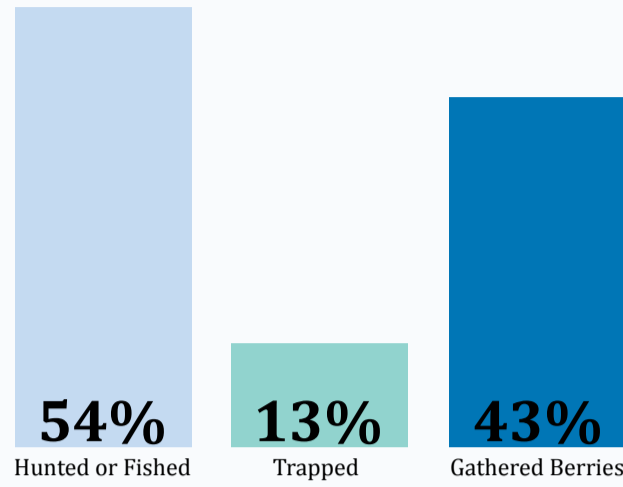


from 2009

Top 3 Occupations

- Heavy equipment operators
- Trades helpers & labourers
- Cleaners

Traditional Activities



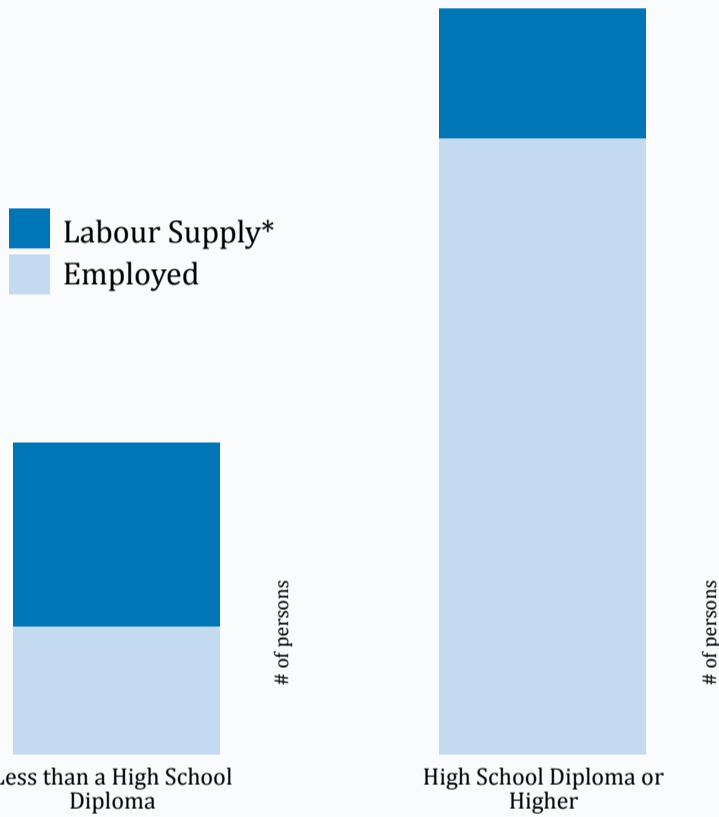
households who consumed 75% of their meat and fish through harvest

42%

*Proportions are based on the Indigenous population

Employment and Education

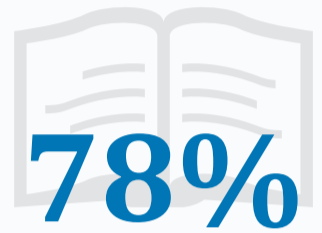
Labour Force



*Unemployed persons and persons not in the labour force who want a job

can speak an Indigenous language

21%



want to learn or improve their Indigenous language skills

78%

Top Language:

Gwich'in

*Proportions are based on the Indigenous population

Indigenous Languages

Financial Security



24%

of households had difficulty making ends meet*

30%

of households were worried about having money for food

Sometimes Worried

Often Worried

*Being able to afford food, clothing, transportation, housing, etc.

Housing



60%

 Rented

40%

 Owned

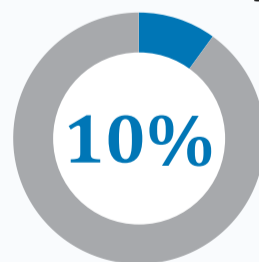
16%

have occupants who can't get their own dwelling

48%

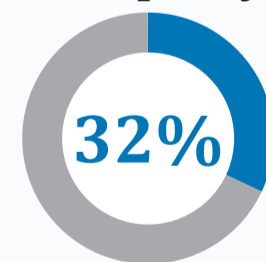
of Dwellings have housing problems

Suitability



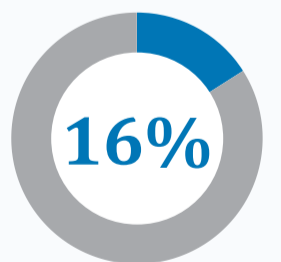
of dwellings do not have enough bedrooms

Adequacy



of dwellings require major repairs

Affordability



of dwellings cost more than 30% of household income

Levels of community Satisfaction with:

Employment Opportunities

36%

Cost of Living

46%

Sense of Belonging

82%

Overall, **74%** of households were satisfied with their home community

